


TECHCONNECT TC3 HDMI TP2

OWNERS MANUAL




www.visionaudiovisual.com/techconnect/tc3_hdmitp2

DECLARATION OF CONFORMITY


Where applicable Vision products are certified and comply with all known local regulations to a 'CB Certification' standard. Vision commits to ensure all products are fully compliant with all applicable certification standards for sale in the EU and other participating countries.

The product described in this owner manual is in compliance with RoHS (EU directive 2002/95/EC), and WEEE (EU directive 2002/96/EC) standards. This product should be returned to the place of purchase at the end of its useful life for recycling.


WARNINGS




CAUTION
RISK OF ELECTRIC SHOCK
DO NOT OPEN



CAUTION: TO REDUCE THE RISK OF ELECTRIC SHOCK DO NOT REMOVE COVER (OR BACK). NO USER-SERVICEABLE PARTS INSIDE. REFER SERVICING TO QUALIFIED SERVICE PERSONNEL.



The lightning flash with arrowhead symbol, within an equilateral triangle, is intended to alert the user to the presence of uninsulated "dangerous voltage" within the product's enclosure that may be of sufficient magnitude to constitute a risk of electric shock to persons.



The exclamation point within an equilateral triangle, is intended to alert the user to the presence of important operating and maintenance (servicing) instructions in the literature accompanying the appliance.

WARNING: TO REDUCE THE RISK OF FIRE OR ELECTRIC SHOCK, DO NOT EXPOSE THIS APPLIANCE TO RAIN OR MOISTURE.

All products are designed and imported into the EU by 'Vision' who is wholly owned by 'Azlan Logistics Ltd.', Registered in England Nr. 04625566 at Lion House, 4 Pioneer Business Park, Clifton Moor, York, YO30 4GH. WEEE Registration: GD0046SY



DECLARATION OF ORIGIN

All Vision products are made in the People's Republic of China (PRC).

PLACE OF INSTALLATION

Avoid installing this product under the following conditions:

- Moist or humid places
- Places exposed to direct sunlight or close to heating equipment
- Extremely cold locations
- Places subject to excessive vibration or dust
- Poorly ventilated places

Do not expose this product to dripping or splashing. **DO NOT PLACE OBJECTS FILLED WITH LIQUIDS ON OR NEAR THIS PRODUCT!**

WARNING SIGNS

If you detect an abnormal smell or smoke, turn this product off immediately and unplug the power cord. Contact your reseller or Vision.

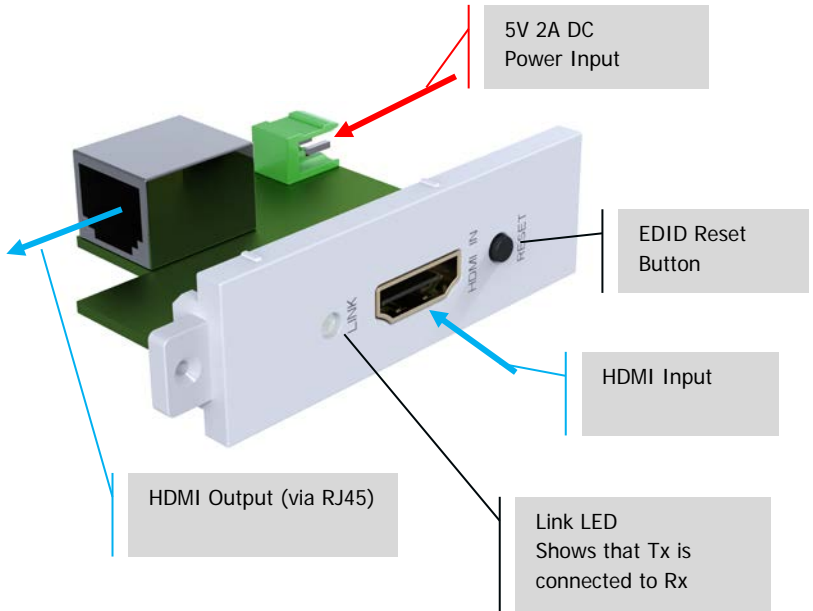
PACKAGING

Save all packing material. It is essential for shipping in the event the unit ever needs repair.

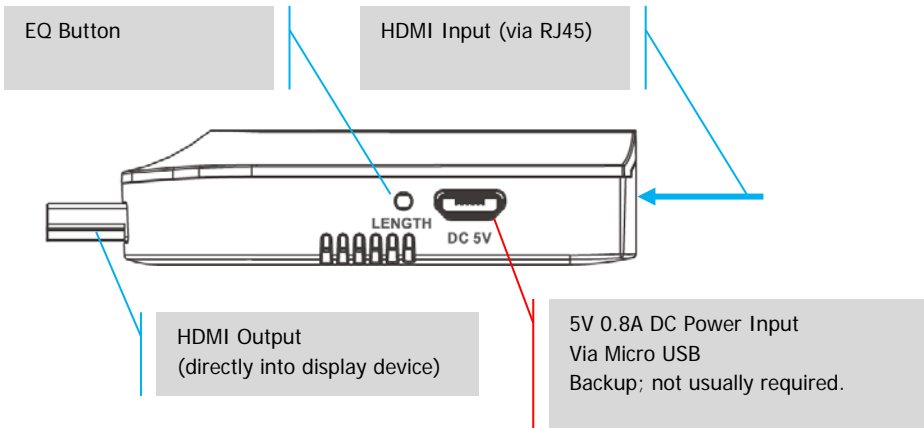
NOTE: If original packaging is not used to return the unit to the service centre, damage in transit will not be covered by warranty.

FRONT AND REAR PANELS

Transmitter – clips into Techconnect faceplate



Receiver – positioned at display device



AUTO EQ

This product does not compress, so if image is poor or there is no image press LENGTH button on receiver. Press button repeatedly until image is clear.

1. PRESS ONCE OR TWICE – the device will automatically select the best gain level
2. PRESS MORE THAN TWICE – the device will switch into manual selection mode. There are 10 steps. When you reach the 10th step it will switch back to auto mode.

If the display is a TV disable any “auto image” functions. They can make the image look unclear.

CONNECTION

POWER

Power is passed from Tx to Rx. If cable is very long or poor quality it may be necessary to apply power at receiver as well. It requires 0.8A minimum so any mobile phone charger –normally 2A - can be used.

LINK

If LINK light is flashing or not on there is no connection between Tx and Rx. Try another CAT6 cable.

EDID (EXTENDED DISPLAY IDENTIFICATION DATA)

This enables source device to ‘ask’ display device what resolution it is, and output that resolution.

On connection an EDID conversation takes place automatically. If display is changed it may be necessary to request the new display details. The RESET button is for this purpose.

SPECIFICATIONS

TRANSMITTER DIMENSIONS: 76 x 21 x 50 mm / 2.9" x 0.8" x 2.0" (length x width x height)

RECEIVER DIMENSIONS: 71 x 26 x 16 mm / 2.8" x 1.0" x 0.6" (length x width x height)

PACKAGED DIMENSIONS: 150 x 117 x 77 mm / 5.9" x 4.6" x 3.0"

PRODUCT WEIGHT: 25 g / 0.06 lb per set

PACKAGED WEIGHT: 0.27 kg / 0.6 lb per set

RECOMMENDED MAXIMUM CABLE LENGTH:

CAT5e: 1280 x 1024: 50m / 1600 x 1200: 40m / 1920 x 1080: 30m

CAT6/7: 1280 x 1024: 60m / 1600 x 1200: 55m / 1920 x 1080 (@ 60Hz): 50m

CONSTRUCTION MATERIAL: Plastic

COLOUR: White

TECHNICAL DETAILS

Video Amplifier Bandwidth: 6.75Gbps (2.25Gbps/TDMS Channel)

Input Video Signal: 0.5-1.5 volts p-p

Input DDC Signal: 5 volts p-p (TTL)

Maximum Video Format Supported: 1920×1080 / 1080P

Output Video: HDMI 1.3, 3D @ 60Hz

Operating Temperature Range: -15 to +70°C

Operating Humidity Range: 5 to 90 % RH (no condensation)

Maximum operation current: 500mA

POWER SUPPLY: 100-240v 50/60Hz AC 5 volt / 2 amp

Transformer integrated into plug. Includes interchangeable plugs: UK/EU/US/AU. DC tail length:

1.8 m / 5.9 ft. Transformer dimensions: 66 x 43 x 32mm / 2.6" x 1.7" x 1.3"

ACCESSORIES INCLUDED:

-

WARRANTY: Lifetime return-to-base

2 years onsite (UK only)

COMPLIANCES: RoHS, WEEE, CE/ EMC, and FCC compliant.

ORDER PART CODE: TC3 HDMITP2 [SAP:4274132]

SPARE POWER SUPPLY UNIT (PSU):

TC2 P5V2A [SAP:2940996]

LIFETIME RETURN-TO-BASE WARRANTY

This product comes with a lifetime return to base warranty. If you have a problem you are required to provide a DETAILED DESCRIPTION of the fault.

Some Vision products are very technical and require troubleshooting all elements of the installation as it may not be the Vision product at fault. Because of this the manufacturer may refuse to replace the item if an adequate description is not provided.

- This warranty applies only to the original purchaser and is not transferable.
- This warranty protects you against the following:
 - Failure of any components, including the power supply.
 - Damage when the product is first removed from its packaging if reported within 24 hours of purchase.
- If the product is DOA (dead on arrival), you have 21 days from purchase date to notify the national distributor via your AV reseller.
- The original purchaser is responsible for shipment of the product to the Vision's appointed service centre.
- The liability of Vision is limited to the cost of replacement of the faulty unit under warranty except for death or injury (EU85/374/EEC).
- If the product is end of line (EOL) the Vision will provide a credit instead of replacement.
- This warranty does not protect this product against faults caused by abuse, misuse, incorrect installation, unstable or faulty power input, or modification.

Vision aims to send a replacement item within 5 working days however this may not always be possible, in which case it will be sent as soon as practicably possible. UK End users and resellers can request support at <http://www.visionaudiovisual.com/support>

LEGAL DISCLAIMER: Because we are committed to improving our products, the details above may change without prior warning. This User Manual is published without warranty and any improvements or changes to the User Manual necessitated by typographical errors, inaccuracies of current information, or improvements to programs and/or equipment, may be made at any time and without notice. Such changes will be incorporated into new editions of the User Manual.