

SP-2000P SOUNDBAR LOUDSPEAKER OWNERS MANUAL




www.visionaudiovisual.com/techaudio/sp-2000p

DECLARATION OF CONFORMITY


Where applicable Vision products are certified and comply with all known local regulations to a 'CB Certification' standard. Vision commits to ensure all products are fully compliant with all applicable certification standards for sale in the EU and other participating countries.

The product described in this owner manual is in compliance with RoHS (EU directive 2002/95/EC), and WEEE (EU directive 2002/96/EC) standards. This product should be returned to the place of purchase at the end of its useful life for recycling.


WARNINGS



CAUTION
RISK OF ELECTRIC SHOCK
DO NOT OPEN



CAUTION: TO REDUCE THE RISK OF ELECTRIC SHOCK DO NOT REMOVE COVER (OR BACK). NO USER-SERVICEABLE PARTS INSIDE. REFER SERVICING TO QUALIFIED SERVICE PERSONNEL.



The lightning flash with arrowhead symbol, within an equilateral triangle, is intended to alert the user to the presence of uninsulated "dangerous voltage" within the product's enclosure that may be of sufficient magnitude to constitute a risk of electric shock to persons.



The exclamation point within an equilateral triangle, is intended to alert the user to the presence of important operating and maintenance (servicing) instructions in the literature accompanying the appliance.

WARNING: TO REDUCE THE RISK OF FIRE OR ELECTRIC SHOCK, DO NOT EXPOSE THIS APPLIANCE TO RAIN OR MOISTURE.

All products are designed and imported into the EU by 'Vision' who is wholly owned by 'Azlan Logistics Ltd.', Registered in England Nr. 04625566 at Lion House, 4 Pioneer Business Park, Clifton Moor, York, YO30 4GH. WEEE Registration: GD0046SY



DECLARATION OF ORIGIN

All Vision products are made in the People's Republic of China (PRC).

USE ONLY DOMESTIC AC OUTLETS

Connecting the unit to an outlet supplying a higher voltage may create a fire hazard.

HANDLE THE POWER CORD WITH CARE

Do not disconnect the plug from the AC outlet by pulling the cord; always pull the plug itself. Pulling the cord may damage it. If you do not intend to use your unit for any considerable length of time, unplug the unit. Do not place furniture or other heavy objects on the cord, and try to avoid dropping heavy objects on it. Do not tie a knot in the power cord. Not only could the cord be damaged, but a short circuit could also be caused with a consequent fire hazard.

PLACE OF INSTALLATION

Avoid installing this product under the following conditions:

- Moist or humid places
- Places exposed to direct sunlight or close to heating equipment
- Extremely cold locations
- Places subject to excessive vibration or dust
- Poorly ventilated places

Do not expose this product to dripping or splashing. **DO NOT PLACE OBJECTS FILLED WITH LIQUIDS ON OR NEAR THIS PRODUCT!**

MOVING THE UNIT

Before moving the unit, be sure to pull out the power cord from the AC outlet and disconnect the interconnection cords with other units.

WARNING SIGNS

If you detect an abnormal smell or smoke, turn this product off immediately and unplug the power cord. Contact your reseller or Vision.

PACKAGING

Save all packing material. It is essential for shipping in the event the unit ever needs repair.

IF ORIGINAL PACKAGING IS NOT USED TO RETURN THE UNIT TO THE SERVICE CENTRE, DAMAGE IN TRANSIT WILL NOT BE COVERED BY WARRANTY.

WATTS

The most consistent standards for measuring watts are "Program Power" and "RMS" because these measure average sustained levels.

Where loudspeakers have integrated amplifiers, then load (resistance, measured in ohms) is known so the wattage rating is fixed.

REAR PANEL

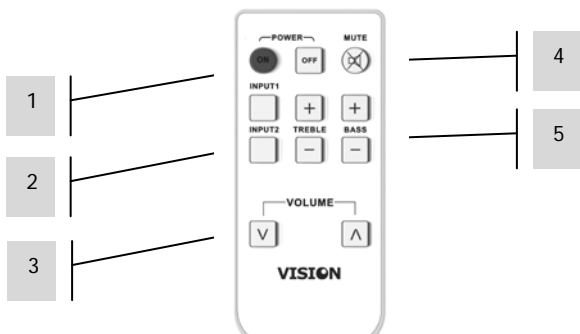


UNDERSIDE



REMOTE CONTROL

1. Power
2. Input Select
3. Volume
4. Mute
5. Tone Control



INSTALLATION

1. FIT BRACKETS TO SOUNDBAR Measure width of flat-panel mounting holes and fit the brackets to the soundbar at same width.
2. PUT FLAT-PANEL ON TABLE SURFACE FACE-DOWN
3. LAY SP-2000P ASSEMBLY ON TOP OF FLAT-PANEL Position the slots in the brackets over the flat-panel mounting holes.
4. FIX WALL OR FLOOR STAND BRACKET TO REAR OF FLAT-PANEL. The SP-2000P brackets will be sandwiched between the flat-panel and the mount.
5. FIT FLAT-PANEL ASSEMBLY TO STAND OR WALL MOUNT. Then route power and input cables to loudspeaker.

OPERATION

1. TURN ON AND OFF Long press on volume dial
2. CHANGE INPUT Short press on volume dial

NOTE: When power is turned on the last volume setting and input will resume.

SPECIFICATIONS

PRODUCT DIMENSIONS: 1000 x 85 x 850 mm (length x width x height)

PRODUCT WEIGHT: 4.1 kg

CONSTRUCTION MATERIAL: MDF

COLOUR: Black

TECHNICAL DETAILS:

Amplifier Output: 2 x 15w watts (RMS)

Woofers: 4 x 2"

Tweeters: 2 x 1"

Input Terminals: 2 x Minijack, 1 x 2 Phono

Output Impedance: 4 ohms

Sensitivity: 88dB (1w/1m)

Frequency response: 150Hz-20kHz

POWER SUPPLY: 100-240v 50/60Hz AC External Power Supply – 12 volt / 3 amp.

Laptop-style transformer. Includes 4 x 0.5m figure-8 power cables: UK/EU/US/AU. DC tail length: 4m.

COMPLIANCE: RoHS, WEEE, CE/EMC, C-TICK, FCC

ACCESSORIES:

2 x Wall brackets

1 x Remote Control (Battery included: CR2025 3V Li-Mn)

WARRANTY

This product comes with a 2-year return to base warranty, effective from the date of purchase. This warranty applies only to the original purchaser and is not transferable. For the avoidance of doubt, this will be taken from the information held by the appointed national distributor at the point of sale. If the product is DOA (dead on arrival), you have 21 days from purchase date to notify the national distributor via your AV reseller. The liability of the manufacturer and its appointed service company is limited to the cost of repair and/or replacement of the faulty unit under warranty, except for death or injury (EU85/374/EEC). This warranty protects you against the following:

- Failure of any components, including the power supply.
- Damage when the product is first removed from its packaging if reported within 24 hours of purchase.

If you find you do have a problem with this product, you should contact the AV reseller you purchased this product from. The original purchaser is responsible for shipment of the product to the manufacturer's appointed service centre for repair.

We will endeavour to return repaired units within 5 working days, however this may not always be possible, in which case it will be returned as soon as practicably possible. In line with our WEEE commitments, the manufacturer endeavours to replace the faulty parts of the product rather than replacing the whole unit. This warranty does not protect this product against faults caused by abuse, misuse, incorrect installation, unstable or faulty power input, which might be caused by ignoring the guidelines set out in this manual.

LEGAL DISCLAIMER: Because we are committed to improving our products, the details above may change without prior warning. This User Manual is published without warranty and any improvements or changes to the User Manual necessitated by typographical errors, inaccuracies of current information, or improvements to programs and/or equipment, may be made at any time and without notice. Such changes will be incorporated into new editions of the User Manual.