



Heavy Duty Portrait Flat-Panel Wall Mount 400x600

VFM-W4X6 EU SAP: 4934294 US SAP: 13557603

VFM-W4X6KIT EU SAP: 6651278

vav.link/vfm-w4x6

Non-tilting Portrait Wall Mount for large-format flat panels 37-75" subject to VESA pattern and weight limit


Mounting points up to 400 (wide) x 600 mm (tall) apart

Heavy duty 100 kg / 220 lb SWL

Display latches in place

Optional camera shelf

Vision's Vision Flat-panel Mount - Wall range is designed by Vision's engineering team for professional AV installers. This mount is no-compromise: very strong, fast to install, highly adjustable, everything included. The VFM-W4X6 fits any flat-panel LCD or LED screen which has rear mounting holes up to 400 wide x 600 mm tall apart, and supports them portrait-style.



Heavy Duty

Interactive flat panels are large and very heavy. Vision's VFM-W4X6 uses heavy gauge sheet metal to take the weight up to SWL 100 kg / 220 lb safely.

Everything Included

Vision includes everything you need including a load of M5, 6, and 8 bolts in varying lengths to fix the vertical arms to the rear of the display.

For 37-75" Displays

Fits most displays from 37-75" subject to VESA pattern and weight limit. Note: curved screens are not supported by this mount.

Meets ADA Regulations

The thin design holds the display just 34 mm / 1.3" off the wall. This looks better, reduces snagging risk, and because the load is close to the wall the mount has a higher safe working load rating.

Designed for Professionals

A proven design allows fast fixing, and slotted holes on the wall part allowing levelling adjustment after fixing.

Latches Securely

The display latches on the horizontal section as the display is hung in place. Snap the plastic pull-rods off to length so they are hidden behind the display. Give the pull-rods a downward tug to unlatch the display.

Side by Side

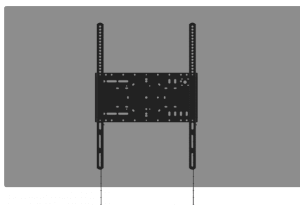
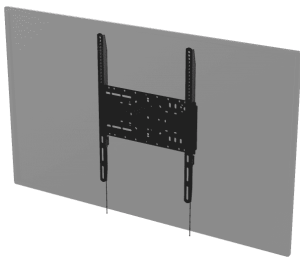
Two horizontal sections can be fixed together side by side for dual-display video conference or huddle room applications. Or extend the horizontal to bridge wide load bearing points in a wall.

Hide Media Player

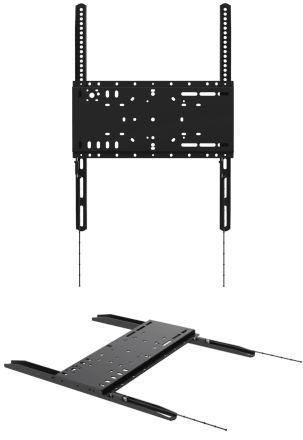
Thoughtfully placed VESA 100 x 100 mm holes on the horizontal part allow a thin media player to fix behind the display out of sight.

Optional Laptop Shelf

An optional shelf fixes at four different heights in 80 mm (3.1") increments to the horizontal part of the wall mount. The platform is 450 mm (17.7") wide by 306 mm (12.0") deep. At the lowest height setting the shelf is 680 mm (26.8") below the centre of screen. *Part Number: VFM-WLS [EU SAP: 4857149 / US SAP: 13557610] Due into stock late 2019*



VISION



Video Conference Shelf

An optional shelf fixes in the centre above or below the display. Any camera including the Logitech Rally can be fixed to the shelf. It is also designed to accommodate Yamaha's YVC-1000, Barco's Clickshare CSE-200 base station, or Logitech's Meetup wall bracket can fix to the vertical part. With VESA 100 x 100 mm holes on the vertical section, product's like Heckler's Zoom Room iPad enclosure can be fixed. *Part Number: VFM-WVC [EU SAP: 5048878 / US SAP: tbc]*

MANUAL

Quick manual

EN PDF 445.12 KB

files.visionaudiovisual.com/products/VFM-W4X6/manuals/VFM-W4X6_quick_manual.pdf

Manual

EN PDF 143.77 KB

files.visionaudiovisual.com/products/VFM-W4X6/manuals/VFM-W4X6_manual.pdf

CAD

Cad

ZIP 1.70 MB

<files.visionaudiovisual.com/products/VFM-W4X6/cad/VFM-W4X6.zip>

IMAGE

Product Images

ZIP 20.07 MB

<files.visionaudiovisual.com/products/VFM-W4X6/images/VFM-W4X6.zip>

Product Images

PNG 1.28 MB

<files.visionaudiovisual.com/products/VFM-W4X6/images/VFM-W4X6.png>

Front

PNG 462.96 KB

files.visionaudiovisual.com/products/VFM-W4X6/images/VFM-W4X6_front.png

Front angle display

PNG 3.32 MB

files.visionaudiovisual.com/products/VFM-W4X6/images/VFM-W4X6_front_angle_display.png

Front display

PNG 2.72 MB

files.visionaudiovisual.com/products/VFM-W4X6/images/VFM-W4X6_front_display.png

Rear

PNG 1.27 MB

files.visionaudiovisual.com/products/VFM-W4X6/images/VFM-W4X6_rear.png

Rear angle

PNG 1.67 MB

files.visionaudiovisual.com/products/VFM-W4X6/images/VFM-W4X6_rear_angle.png

Side

PNG 321.09 KB

files.visionaudiovisual.com/products/VFM-W4X6/images/VFM-W4X6T_side.png

Side display

PNG 587.06 KB

files.visionaudiovisual.com/products/VFM-W4X6/images/VFM-W4X6T_side_display.png

Side tilted display

PNG 706.59 KB

files.visionaudiovisual.com/products/VFM-W4X6/images/VFM-W4X6T_side_tilted_display.png

Dims

PNG 47.37 KB

files.visionaudiovisual.com/products/VFM-W4X6/images/VFM-W4X6_dims.png

Front angle display

PNG 3.98 MB

files.visionaudiovisual.com/products/VFM-W4X6/images/VFM-W4X6_front_angle_display.png

Rear angle display

PNG 3.10 MB

files.visionaudiovisual.com/products/VFM-W4X6/images/VFM-W4X6_rear_angle_display.png

Menu

PNG 261.30 KB

files.visionaudiovisual.com/products/VFM-W4X6/images/VFM-W4X6_menu.png

Media player

PNG 1.01 MB

files.visionaudiovisual.com/products/VFM-W4X6/images/VFM-W4X6_media_player.png

SPECIFICATIONS

PRODUCT DIMENSIONS

445 x 635 x 34 mm / 17.5" x 25.0" x 1.3" (width x height x depth)

PACKAGED DIMENSIONS

670 x 255 x 40 mm / 26.4" x 10.0" x 1.6"

PRODUCT WEIGHT

3.6 kg (7.8 lbs)

PACKAGED WEIGHT

4.2 kg (9.3 lbs)

SAFE WORKING LOAD

100 kg (220 lbs)

CONSTRUCTION MATERIAL

Cold-rolled Steel 2.5 mm (0.10")

COLOUR

Black

VESA SIZES

400 x 600 mm 400 x 500 mm 400 x 400 mm 400 x 300 mm 400 x 200 mm 350 x 350 mm 300 x 600 mm 300 x 500 mm 300 x 400 mm 300 x 300 mm 200 x 600 mm 200 x 400 mm 200 x 200 mm

ACCESSORIES INCLUDED

4 x M5 16 mm screw 4 x M6 16 mm screw 4 x M6 25 mm screw 4 x M8 30 mm screw 4 x M8 50 mm screw 4 x 13 mm thick nylon spacers

WARRANTY

Lifetime return-to-base

COMPLIANCES

RoHS, ADA (Americans with Disability Act) Compliant

ORDER PART CODE

VFM-W4X6 [EU SAP: 4934294 / US SAP: 13557603] VFM-W4X6KIT [EU SAP: 6651278 / US SAP: tba]

OPTIONAL ADD-ONS

VFM-WLS Side Shelf [EU SAP: 4857149 / US SAP: 13557610] VFM-WVC Video Conferencing Shelf [EU SAP: 5048878 / US SAP: tba]

VISION